



Pupil Workbook
Level 3 Week 3

sh th th ng

Name: _____





Put a finger to your lips.



sh

1. Form the digraph.



sh _____

sh _____

Sh _____

Sh _____

2. Read the tricky words.

Colour the parts of the words you find tricky.

we me be

3. Read and match.

Read these words and draw lines to match them to the correct pictures. Add in sound buttons to help you.

ship

mash

fish



Focus: sh

4. Read the sentences.

Tick the sentence that matches the picture.

The shed is not shut.

She can polish the shed.

Dash to the shack.



5. Spell the words.

Look at the picture, say the word and write each sound down.









6. Write the sentence.

Listen to the sentence and write it down.

How confident do you feel?



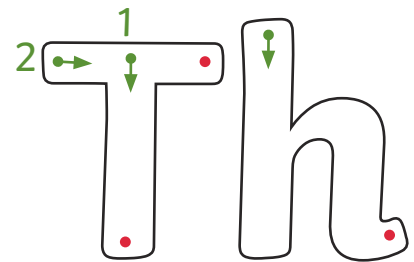



Put your forefingers
on your head
and wiggle your
moth's feelers.



th

1. Form the digraph.



th _____

th _____

Th _____

Th _____

2. Read the tricky words.

Colour the parts of the words you find tricky.

we me be

3. Read the words.

Read these words. Add in sound buttons to help you.

thin

thick

thud

Seth


4. Read the sentences.

Tick the sentence that matches the picture.

Beth has a thick pen.

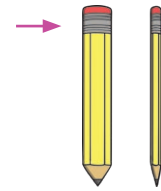
Dash up the path, Beth.

Beth has a thin red pen.



5. Spell the words.

Look at the picture, say the word and write each sound down.




6. Write the sentence.

Listen to the sentence and write it down.

How confident do you feel?

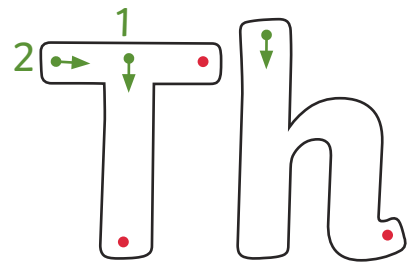






th

Stroke your hand on your cheek like a soft feather.

1. Form the digraph.



th _____

th _____

Th _____

Th _____

2. Read the tricky words.

Colour the parts of the words you find tricky.

we me be

3. Read the words.

Read these words. Add in sound buttons to help you.

t h e n

t h i s

t h a t

t h e m

4. Read the sentences.

Tick the sentence that matches the picture.

Sam is with them in that shop.

That man is with a chick.

This man is with a parrot.



5. Spell the words.

Listen to each word, repeat it and write each sound down.

6. Write the sentence.


Listen to the sentence and write it down.

How confident do you feel?





Tap your ring finger.



ng

1. Form the digraph.



ng

ng

ng

ng

2. Read the tricky words.

Colour the parts of the words you find tricky.

we me be


3. Read and match.

Read these words and draw lines to match them to the correct pictures. Add in sound buttons to help you.

ring

boxing

sing



4. Read the sentences.

Tick the sentence that matches the picture.

She will hang the wet top with a peg.

He has a long fang.

The King is singing a song.



5. Spell the words.

Look at the picture, say the word and write each sound down.



6. Write the sentence.

Listen to the sentence and write it down.

How confident do you feel?



sh th th ng

1. Form the digraphs.

sh

sh

th

th

ng

ng

2. Read and match.


Draw lines to match the words to the correct pictures. Add in sound buttons to help you.

bath



king

sitting



thick

polish

shed

3. Read the sentences.

Sound out and blend the sounds to read the words. Remember, you can add sound buttons to help you.

Beth and Seth go to get a fish dish. Mum is with them and she has got cash. Beth and Seth dash along the path to the shack that sells fish off the fishing ships. Thud! Seth hits his shin on a long log. Beth dings the bell but the fish shack is shut. Shall we ring the fish shop, then?

4. Spell the words.

Look at the picture, say the word and write each sound down.









5. Write the sentences.

Listen to the sentences and write them down.

How confident do you feel?

