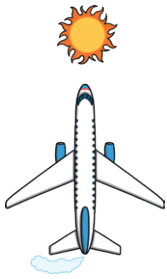





Pupil Workbook
Level 3 Week 1
j v w x

Name: _____

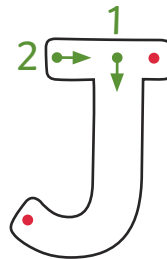
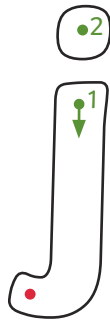
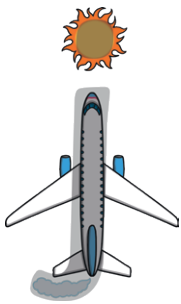


j J



Sweep your hand up like a jumbo jet taking off.

1. Form the letter.



Down the jet, around its trail and dot the sun.

Start at the top and head down to the end, but at the bottom turn left and make a bend. A bit like an umbrella handle, hold on tight! Pen off and add a line across the top, yes that's right.

j _____

j _____

J _____

J _____

2. Read the tricky words.

Colour the parts of the words you find tricky.

the to no go I

3. Read and match.

Read these words and draw lines to match them to the correct pictures. Add in sound buttons to help you.

jam

Jill

jet




4. Read the sentences.

Tick the sentence that matches the picture.

Jog to get to the jam.

I get on a jet.

Jog to get to the jacket.



5. Spell the words.

Look at the picture, say the word and write each sound down.



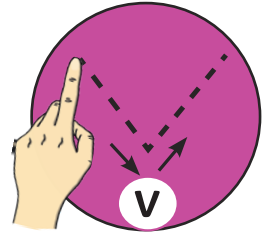
6. Write the sentence.

Listen to the sentence and write it down.

How confident do you feel?

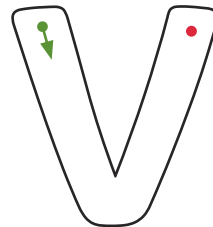



Focus: v



Draw a **v** shape on your chest to show the V-neck of the vest.

1. Form the letter.



Down the neck,
up the neck.

Capital V is like a valley or a point. It's like a crocodile mouth or an elbow joint. A straight diagonal line going down and to the right is how to start, then another diagonal line up and out to the right, your V is a work of art!

V _____

V _____

V _____

V _____

2. Read the tricky words.

Colour the parts of the words you find tricky.

go no the to I

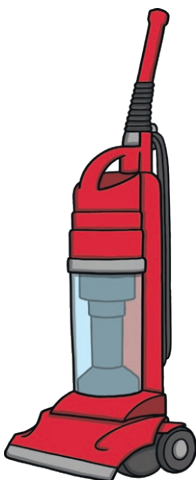
3. Read and match.

Read these words and draw lines to match them to the correct pictures. Add in sound buttons to help you.

v a c

v e t

v a n



4. Read the sentences.

Tick the sentence that matches the picture.

The vet has got a red van.
Ben is on a visit to the vet.
Kevin is on a visit to the vet.



5. Spell the words.

Look at the picture, say the word and write each sound down.



7

6. Write the sentence.

Listen to the sentence and write it down.

How confident do you feel?

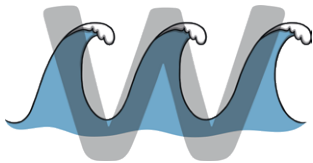




w W

Make waves with your hand.

1. Form the letter.



Down the wave, up the wave, down the wave, up the wave.

A capital W is easy to do. Draw a capital V and times it by two!

w _____

w _____

w _____

w _____

2. Read the tricky words.

Colour the parts of the words you find tricky.

I to no go the



3. Read and match.

Read these words and draw lines to match them to the correct pictures. Add in sound buttons to help you.

wig

well

wagon




4. Read the sentences.

Tick the sentence that matches the picture.

A wok is in a well.

A wig is in a web.

The web is wet.




5. Spell the words.

Look at the picture, say the word and write each sound down.









6. Write the sentence.

Listen to the sentence and write it down.

How confident do you feel?







Hold one hand like a map and draw x on it.



1. Form the letter.



Criss, cross.

Use a capital X to send love with a card. Two diagonal lines that cross in the middle isn't so hard. Remember to start at the top on each go. Draw your lines carefully, just go slow.

X _____

X _____

X _____

X _____

2. Read the tricky words.

Colour the parts of the words you find tricky.

the I to go no

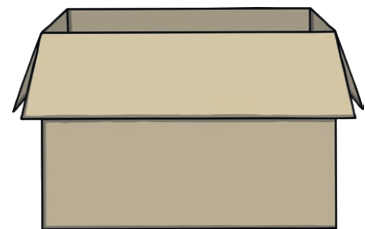

3. Read and match.

Read these words and draw lines to match them to the correct pictures. Add in sound buttons to help you.

fox

mix

box



4. Read the sentences.

Tick the sentence that matches the picture.

- Max will fix the taxi.**
- Max will mix the taxi.**
- Max will put wax on a box.**



5. Spell the words.

Look at the picture, say the word and write each sound down.



6



6. Write the sentence.

Listen to the sentence and write it down.

How confident do you feel?



j v w x

1. Form the letters.



j _____



v _____



x _____



w _____

2. Read the words.

Draw lines to match the words to the correct pictures. Add in sound buttons to help you.

w a g



s i x

j a c k e t

w e b

v a n



j u g

3. Read the sentences.

Sound out and blend the sounds to read the words. Remember, you can add sound buttons to help you.

Kevin is ill. I will go to visit him in a taxi cab. I will get wet if I jog. I will get red jam and put it in a box. Kevin will get well.

4. Spell the words.

Look at the picture, say the word and write each sound down.









5. Write the sentences.

Listen to the sentences and write them down.

How confident do you feel?

