



Pupil Workbook
Level 3 Week 9
ear air

Name: _____



Cup your hand
around your ear.



ear

1. Form the trigraph.



ear _____

ear _____

ear _____

ear _____

Focus: ear

2. Read the tricky words.

Colour the parts of the words you find tricky.

all are

3. Read and match.

Read these words and draw lines to match them to the correct pictures. Add in sound buttons to help you.

fear

year

earwig



Focus: ear

4. Read the sentences.

Tick the sentence that matches the picture.

Dad had earwax appear in his ear.

This year, Dad has a short beard.

Dad hears a bang near the barn.



5. Complete the silly sentences.

Choose from the words below.

The _____ might shed a _____ .

I cannot _____ if I put on an _____ .

Word Bank
earwig, earmuff, tear, hear

6. Write the sentence.

Listen to the sentence and write it down.

How confident do you feel?



Focus: ear

1. Form the letters and write the words.


gear

gear



rear

rear



fear

fear



beard

beard



Focus: **ear**

2. Read the tricky words.

Colour the parts of the words you find tricky.

all are

3. Alphabet match.

Draw a line to match the capital letters to their lower-case partners.

S

J

K

E

N

e

s

j

n

k

4. Read the sentences.

Sound out and blend the sounds to read the words. Underline **ear** every time you see it.

Can you hear an earwig?

We are all near to the rear of the car.

This year, a thick fog might appear.

5. Spell the words.

Look at the picture, say the word and write each sound down.



6. Write the sentence.

Listen to the sentence and write it down.

How confident do you feel?






Hold a chair,
move it in and
out from a desk.



air

1. Form the trigraph.



air _____
air _____
air _____
air _____

2. Spell the tricky words.

Colour the parts of the words you find tricky. Why is it tricky? Colour the tricky part in a different colour.

go to

_____	_____
_____	_____
_____	_____

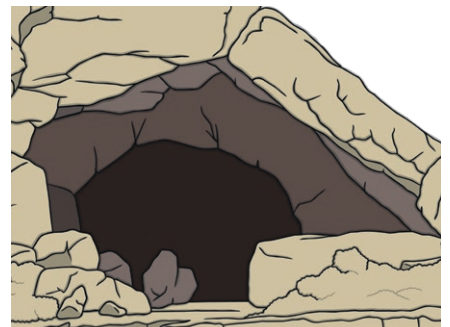
3. Read and match.

Read these words and draw lines to match them to the correct pictures. Add in sound buttons to help you.

h a i r c u t

l a i r

f a i r




4. Read the sentences.

Tick the sentence that matches the picture.

High in the air at the funfair.

Sit in an armchair at the funfair.

Put on a hairnet at the funfair.



5. Complete the silly sentences.

Choose from the words below.

They hid a _____ in the _____ .

We go into the _____ at the _____ .

Word Bank
fair, chair, hairpin, air

6. Write the sentence.


Listen to the sentence and write it down.

Focus: air

1. Form the letters and write the words.



fair _____



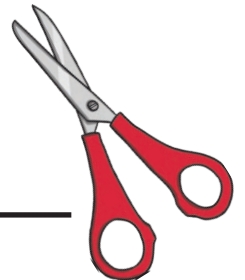
repair _____



air _____



pair _____



Focus: **air**

2. Spell the tricky words.

Colour the parts of the words you find tricky. Why is it tricky? Colour the tricky part in a different colour.

go

to

3. Alphabet match.

Draw a line to match the capital letters to their lower-case partners.

D

T

P

L

B

b

l

t

d

p

4. Read the sentences.

Sound out and blend the sounds to read the words. Underline **air** every time you see it.



The airman hung a pair of socks on the chair.

I can fan my long hair in the air.

The bat has to repair his lair.

5. Spell the words.

Look at the picture, say the word and write each sound down.



6. Write the sentence.

Listen to the sentence and write it down.

How confident do you feel?




ear air

1. Form the trigraphs.

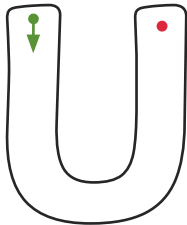


ear _____

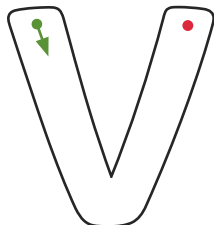


air _____

2. Form the capital letters.



U _____



V _____



W _____

Focus: ear air

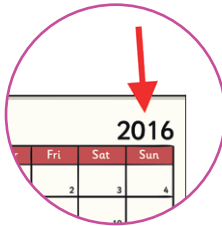
3. Read and match.

Read these words and draw lines to match them to the correct pictures. Add in sound buttons to help you.

f a i r

t e a r s

d e c k c h a i r



y e a r

p a i r

b e a r d

4. Read the sentences.

Sound out and blend the sounds to read the words. Remember, you can add sound buttons to help you.

Dear Dad,

We had fun at the fair this year. A wizard with a long beard made an earwig appear at the rear of my right ear. My hair shook in the air on the quick cars. I might need a pair of hairpins to keep it down. Kit was a bit fearful, but there were no tears.

Sam

xxx

5. Spell the words.

Look at the picture, say the word and write each sound down.









6. Write the sentences.

Listen to the sentences and write them down.
