



Pupil Workbook
Level 3 Week 8
ow oi

Name: _____

Level 3 Week 8 Lesson 1

Focus: ow



OW



Pretend to squeeze
the squirty flower
on your coat.

1. Form the digraph.



OW

OW

OW

OW

Focus: ow

2. Read the tricky word.

Colour the parts of the word you find tricky.

here

3. Read and match.

Read these words and draw lines to match them to the correct pictures. Add in sound buttons to help you.



bow down howling

Focus: ow

4. Read the sentences.

Tick the sentence that matches the picture.

Kit and Sam had a row in town.

Kit had a row with Sam in the car.

Kit and Sam had a row in the cowshed.



5. Complete the silly sentences.

Choose from the words below.

I might _____ if I see a _____.

The _____ had a _____ with a fox.

Word Bank
cow, howl, owl, row

6. Write the sentence.

Listen to the sentence and write it down.

How confident do you feel?



1. Form the letters and write the words.

town

town _____



wow

wow _____



howl

howl _____



bow

bow _____



Focus: ow

2. Read the tricky word.

Colour the parts of the word you find tricky.

here

3. Alphabet match.

Draw a line to match the capital letters to their lower-case partners.

F

I

Z

R

W

z

i

w

f

r

4. Read the sentences.

Sound out and blend the sounds to read the words.

Underline ow every time you see it.


Shall we go to town now?

They howl as they sit down.

The owl put a gown on a cow.

5. Spell the words.

Look at the picture, say the word and write each sound down.









6. Write the sentence.

Listen to the sentence and write it down.

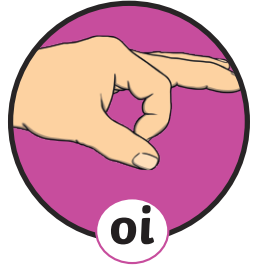
How confident do you feel?



Focus: oi



oi



Flick your thumb as if tossing a coin.

1. Form the digraph.



oi _____

oi _____

oi _____

oi _____

Focus: oi

2. Spell the tricky words.

Which is the tricky part of the word? Why is it tricky? Colour the tricky parts in a different colour. Cover the words and write each one twice.

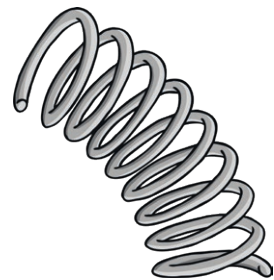
no

the

I

3. Read and match.

Read these words and draw lines to match them to the correct pictures. Add in sound buttons to help you.



oil

coil

toilet

Focus: oi

4. Read the sentences.

Tick the sentence that matches the picture.

Put a coin in the soil.

Put foil on the pork loin.

Put foil on the tart.



5. Complete the silly sentences.

Choose from the words below.

They hid a _____ deep in the _____.

Sam did not fill the _____ with _____.

Word Bank
toilet, soil, coin, oil

6. Write the sentence.


Listen to the sentence and write it down.

How confident do you feel?




Focus: oi

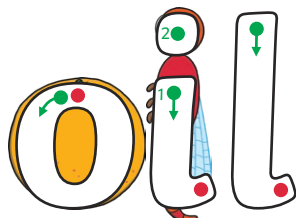
1. Form the letters and write the words.




boil _____



join _____



oil _____



coil _____



Focus: oi

2. Spell the tricky words.

Which is the tricky part of the word? Why is it tricky? Colour the tricky parts in a different colour. Cover the words and write each one twice.

no

the

I

3. Alphabet match.

Draw a line to match the capital letters to their lower-case partners.

B

U

G

V

X

u

g

x

b

v

4. Read the sentences.

Sound out and blend the sounds to read the words.
Underline oi every time you see it.

Here is the oil for the pork loin.

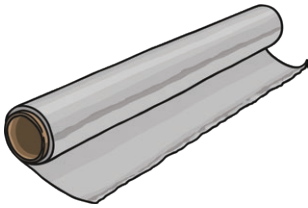
A wizard might boil the poison.

Can you join tinfoil to a toilet?

Focus: oi

5. Spell the words.

Look at the picture, say the word and write each sound down.









6. Write the sentence.

Listen to the sentence and write it down.

How confident do you feel?




Focus: ow oi

ow oi

1. Form the digraphs.



ow

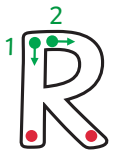


oi

2. Form the capital letters.



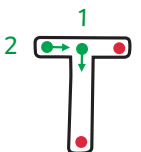
Q



R



S




T

Focus: ow oi

3. Read and match.

Draw lines to match the words to the correct pictures.
Add in sound buttons to help you.

town




tin foil

owl



coin

toilet



cow

4. Read the sentences.

Sound out and blend the sounds to read the words. Remember, you can add sound buttons to help you.

Dad needs to go to the town. A cow is sitting down in the road. Dad is turning right to avoid the cow. Now, oil is on the road. Dad is turning down Town Farm Road to avoid the oil. Now, an owl joins in the fun. Wow! Dad howls at the owl and then gets to town.

Focus: ow oi

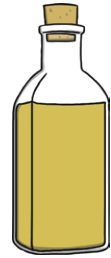
5. Spell the words.

Look at the picture, say the word and write each sound down.









6. Write the sentences.

Listen to the sentences and write them down.

How confident do you feel?

