



Pupil Workbook

Level 3 Week 7

or ur

Name: _____



Pretend to press
a car horn.



or

1. Form the digraph.



or

or _____

or _____

or _____

or _____

2. Read the tricky word.

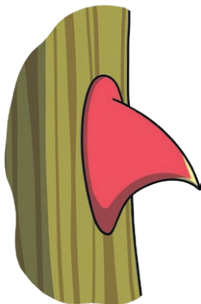
Colour the parts of the word you find tricky.

they

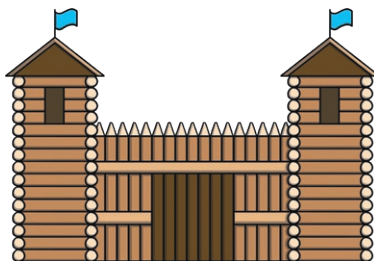
3. Read and match.

Read these words and draw lines to match them to the correct pictures.
Add in sound buttons to help you.

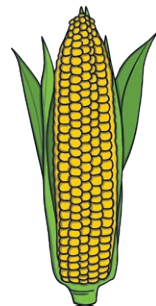
c o r n



t h o r n



f o r t



Focus: **or**

4. Read the sentences.

Tick the sentence that matches the picture.

Lorna has an organ.

She forgot to wait in the porch.

Lorna is tooting on a horn.



5. Complete the silly sentences.

Choose from the words below.

I will _____ the _____ .

They might _____ an _____ .

Word Bank
organ, forks, sort, form

6. Write the sentence.

Listen to the sentence and write it down.

How confident do you feel?



1. Form the letters and write the words.

corn

corn _____



cord

cord _____



born

born _____



hornet

hornet _____



Focus: **or**

2. Read the tricky word.

Colour the parts of the word you find tricky.

they

3. Alphabet match.

Draw a line to match the capital letters to their lower-case partners.

P

C

H

A

Q

h

q

p

a

c

4. Read the sentences.

Sound out and blend the sounds to read the words.
Underline **or** every time you see it.

Is it an organ or a horn?

Put the torch on the hook in the porch.

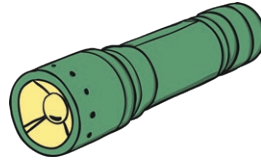
They look for a short cord for the light.

5. Spell the words.

Look at the picture, say the word and write each sound down.









6. Write the sentence.

Listen to the sentence and write it down.

How confident do you feel?



Level 3 Week 7 Lesson 3

Focus: **ur**



Pretend to
open a purse.

ur

1. Form the digraph.



ur

ur

ur

ur

ur

Focus: **ur**

2. Spell the tricky words.

Which is the tricky part of the word? Why is it tricky? Colour the tricky part in a different colour.

the

to

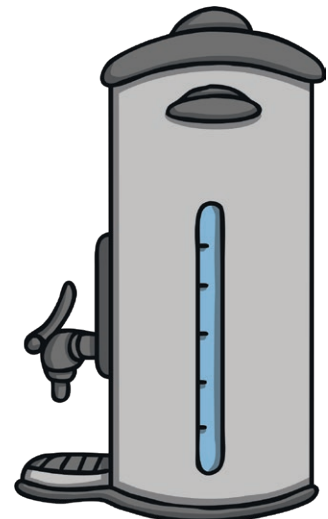

3. Read and match.

Read these words and draw lines to match them to the correct pictures. Add in sound buttons to help you.

turn

urn

surfing



4. Read the sentences.

Tick the sentence that matches the picture.

He is curling a turnip.

It will hurt if you get sunburn.

He is burping in the church.



5. Complete the silly sentences.

Choose from the words below.

They _____ on the roof of the _____ .

We might _____ the _____ hotpot.

Word Bank
turnip, burn, lurk, church


6. Write the sentence.

Listen to the sentence and write it down.


How confident do you feel?




1. Form the letters and write the words.




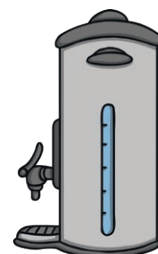
surf _____



curb _____



urn _____



burn _____



Focus: **ur**

2. Spell the tricky words.

Which is the tricky part of the word? Why is it tricky? Colour the tricky part in a different colour.

the

to

3. Alphabet match.

Draw a line to match the capital letters to their lower-case partners.

E

F

V

G

L

f

v

e

l

g

4. Read the sentences.

Sound out and blend the sounds to read the words.
Underline **ur** every time you see it.

I hurl the turnip into the surf.

It is my turn to feel the fur.


Can you return to a church if you burp?

5. Spell the words.

Look at the picture, say the word and write each sound down.









6. Write the sentence.


Listen to the sentence and write it down.

How confident do you feel?



or ur

1. Form the digraphs.

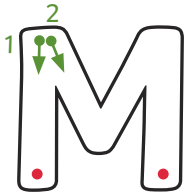


or

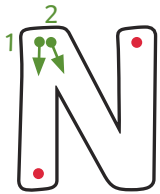


ur


2. Form the capital letters.



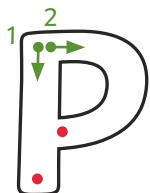
M



N



O



P

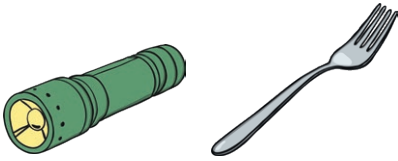
3. Read and match.

Read these words and draw lines to match them to the correct pictures. Add in sound buttons to help you.

f o r k

c u r l

t u r n i p



h u r t

t o r c h

m o r n i n g

4. Read the sentences.

Sound out and blend the sounds to read the words. Remember, you can add sound buttons to help you.

**Kit and Sam are going surfing this morning.
It is hard to surf! Kit cannot turn well.
Sam fell off and hurt her arm. They cut the
surfing short and return to Mum and Dad.
Dad got a cornet for Kit and popcorn for
Sam. They might go surfing again!**

5. Spell the words.

Look at the picture, say the word and write each sound down.









6. Write the sentences.

Listen to the sentences and write them down.

How confident do you feel?

