



# Pupil Workbook

## Level 3 Week 4

ai ee

Name: \_\_\_\_\_

Focus: **ai**



**ai**



Draw a spiral  
snail's shell.

**1. Form the digraph.**



ai

ai \_\_\_\_\_  
ai \_\_\_\_\_  
ai \_\_\_\_\_  
ai \_\_\_\_\_

Focus: **ai**

## 2. Read the tricky word.

Colour the tricky part of the word.

was


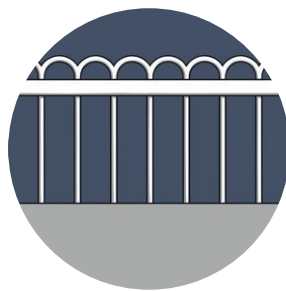

## 3. Read and match.

Read these words and draw lines to match them to the correct pictures.  
Add in sound buttons to help you.

sail

chain

railing



Focus: **ai**

#### 4. Read the sentences.

Tick the sentence that matches the picture.

**He is waiting in the rain.**

**Kit put a nail in the sail.**

**Kit is in jail.**



#### 5. Complete the silly sentences.

Choose from the words below.

I will hang a \_\_\_\_\_ on the \_\_\_\_\_.

We can go and \_\_\_\_\_ in the \_\_\_\_\_.

Word Bank  
**rain, railing, wail, chain**

#### 6. Write the sentence.

Listen to the sentence and write it down.

---

---

How confident do you feel?



Focus: ai

1. Form the letters and write the words.



rain \_\_\_\_\_



jail \_\_\_\_\_



aim \_\_\_\_\_



pain \_\_\_\_\_



Focus: **ai**

## 2. Read the tricky word.

Colour the tricky part of the word.

was

## 3. Alphabet match.

Draw a line to match the capital letters to their lower-case partners.

A

F

L

R

J

f

j

l

a

r

## 4. Read the sentences.

Sound out and blend the sounds to read the words.

Underline **ai** every time you see it.

**He will fail to sail his ship in the rain.**

**I can bash the nail in again.**

**She can get the mail at the jail.**

Focus: ai

## 5. Spell the words.

Look at the picture, say the word and write each sound down.



\_\_\_\_\_



\_\_\_\_\_



\_\_\_\_\_



\_\_\_\_\_

## 6. Write the sentence.

Listen to the sentence and write it down.

---

---

---

How confident do you feel?



Focus: **ee**

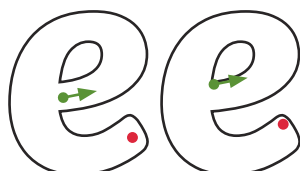


Make mouse whiskers.



**ee**

**1. Form the digraph.**



ee \_\_\_\_\_

ee \_\_\_\_\_

ee \_\_\_\_\_

ee \_\_\_\_\_



Focus: **ee**

## 2. Spell the tricky words.

Which is the tricky part of the word? Why is it tricky? Colour the tricky part in a different colour. Cover the words and write each one twice.

no

\_\_\_\_\_  
\_\_\_\_\_

go

\_\_\_\_\_  
\_\_\_\_\_

I

\_\_\_\_\_  
\_\_\_\_\_


## 3. Read and match.

Read these words and draw lines to match them to the correct pictures. Add in sound buttons to help you.

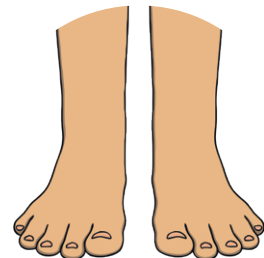
**e e l**



**f e e t**



**t o f f e e**



Focus: **ee**

#### 4. Read the sentences.

Tick the sentence that matches the picture.

**Dad will meet with Lee.**

**Dad is peeling a leek.**

**Dad is keen to sip his coffee.**



#### 5. Complete the silly sentences.

Choose from the words below.

The \_\_\_\_\_ has got no \_\_\_\_\_.

I will sing to the \_\_\_\_\_ this \_\_\_\_\_.

Word Bank  
**weed, beef, teeth, week**

#### 6. Write the sentence.

Listen to the sentence and write it down.

---

---

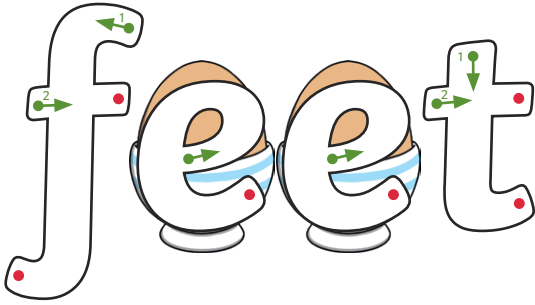
---

How confident do you feel?


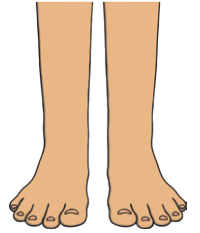


Focus: ee

1. Form the letters and write the words.



feet \_\_\_\_\_



reel \_\_\_\_\_



beech \_\_\_\_\_



queen \_\_\_\_\_



Focus: **ee**

## 2. Spell the tricky words.

Which is the tricky part of the word? Why is it tricky? Colour the tricky part in a different colour. Cover the words and write each one twice.

no

\_\_\_\_\_  
\_\_\_\_\_

go

\_\_\_\_\_  
\_\_\_\_\_

I

\_\_\_\_\_  
\_\_\_\_\_

## 3. Alphabet match.

Draw a line to match the capital letters to their lower-case partners.

**C**

**B**

**M**

**Q**

**E**

**q**

**b**

**c**

**e**

**m**

## 4. Read the sentences.

Sound out and blend the sounds to read the words.  
Underline **ee** every time you see it.

**I can feel an eel on my feet.**

**I need to keep this leek in a tin.**

**The queen has been to see a sheep.**

Focus: **ee**

## 5. Spell the words.

Look at the picture, say the word and write each sound down.



\_\_\_\_\_



\_\_\_\_\_



\_\_\_\_\_



\_\_\_\_\_

## 6. Write the sentence.

Listen to the sentence and write it down.

\_\_\_\_\_

\_\_\_\_\_

\_\_\_\_\_

How confident do you feel?



Focus: ai ee


# ai ee

## 1. Form the digraphs.



ai


\_\_\_\_\_



ee

\_\_\_\_\_

## 2. Form the capital letters.



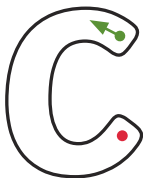
A

\_\_\_\_\_



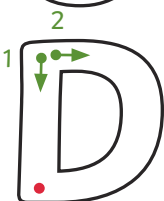
B

\_\_\_\_\_



C

\_\_\_\_\_



D

\_\_\_\_\_

Focus: ai ee

### 3. Read and match.

Draw lines to match the words to the correct pictures. Add in sound buttons to help you.

**t e e t h**

**j a i l**

**s e e d**

**r a i n**



### 3. Read the sentences.

Sound out and blend the sounds to read the words. Remember, you can add sound buttons to help you.

**Kit got a seed in the mail. He will see if the robin sat on the railing will feed on the seed. Sam got a seed as well. She will put her seed in the mud. It will rain this week. She has faith that the seed will pop up. But will it be a leek or a weed?**

## 5. Spell the words.


Look at the picture, say the word and write each sound down.



\_\_\_\_\_



\_\_\_\_\_



\_\_\_\_\_



\_\_\_\_\_

## 6. Write the sentences.

Listen to the sentences and write them down.

---

---

---

---

---

How confident do you feel?

