



Pupil Workbook

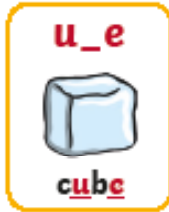
Level 5 Week 7

Name: _____


Focus: **u_e** saying /yoo/ and /oo/

oo

u_e



u_e



u_e _____

1. Read the common exception words.

Colour the parts of the words you find tricky.

called

asked

2. Spell the common exception words.

Which is the tricky part of the word? Why is it tricky? Colour the tricky part in a different colour. Write the word two more times.

what

could

3. Read and match.


Read these words and draw a line to match them to the correct picture. Add in sound buttons to help you.

June

rule

salute

perfume



One of the words does not match a picture. Can you draw a picture to match the word?

How confident do you feel?



1. Read the sentences.

Tick the sentence that matches the picture.

Sam and Kit argued over the flute.

Sam and Kit argue and are sad.

Kit and Sam argue over the laptop.



2. Spell the words.

Look at the picture, say the word and write each word down.



Focus: **u_e** saying /yoo/ and /oo/

3. Write the focus words.

fume

use

tube

4. Read and match.

Read the clues and draw a line to match the clue to the correct picture.

Clue 1

My name is June. I play the flute and I can sing.

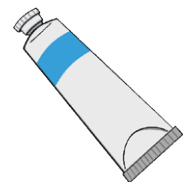
Who am I?



Clue 2

I am a tube. There is paint inside me. You could use me to paint a painting of a flute or a boy eating a prune.

What am I?



How confident do you feel?



Level 5 Week 7 Lesson 3

Focus: **e_e** saying /ee/

The /ee/ Sound Family

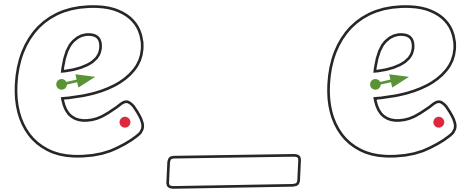
ee

ea

e_e



e_e



e_e _____

1. Read and match.

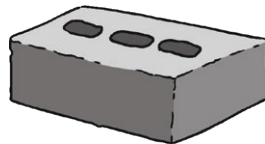
Read these words and draw a line to match them to the correct picture. Add in sound buttons to help you.

concrete

Steve

these

evening



One of the words does not match a picture. Can you draw a picture to match the word?

2. Read the sentences.

Tick the sentence that matches the picture.

Pete went to the theme park yesterday.

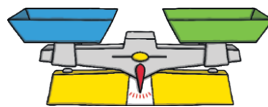
Steve is an athlete and likes to run.

Pete and Eve like to eat these sweets.



3. Spell the words.

Look at the picture, say the word and write each word down.



How confident do you feel?



1. Read the story.

Highlight all of the words that contain the /ee/ phoneme.

Pete and Eve are athletes. They eat food that is good for them and keeps them fit. Pete eats meat but Eve likes fish. Steve is their coach. He helps them to complete big runs, even when they are tired. They have to have trainers on their feet so they can run and jump. They run, stretch and jump to keep fit and they do these things each day. Training is held is on Thursdays and Saturdays, as well as on Sunday evenings.

For a treat, they like to go to the theme park and go on the extreme roller coasters. Steve does not like to go. The rides make him feel sick!

2. Sort the words.

| ee | ea | e_e |
|----|----|-----|
| | | |
| | | |
| | | |
| | | |

How confident do you feel?



Focus: **u_e** saying /yoo/ and /oo/ and **e_e** saying /ee/

1. Write the sentence your teacher says.

Think carefully about which graphemes to use to spell the words.

How confident do you feel?



Level 5 Week 7 Additional Activities









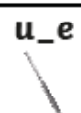



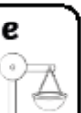



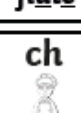







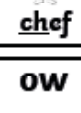

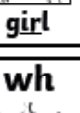
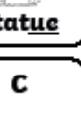
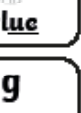
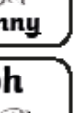








Focus: **u_e** saying /yoo/ and /oo/ and **e_e** saying /ee/

| The /oo/ Sound Family | |
|-----------------------|------------|
| oo | u_e |

| The /ee/ Sound Family | | |
|-----------------------|-----------|------------|
| ee | ea | e_e |

1. Write your own silly sentence.

Use words containing the **u_e** and the **e_e** graphemes.

| | | | | | | | |
|--|---|---|--|---|---|---|--|
| ay  pray | oy  boy | ie  tie | ea  leaf | a_e  cake | i_e  slide | o_e  bone | u_e  cube |
| u_e  flute | e_e  trapeze | ou  mouth | a  acorn | e  equal | i  lion | o  hotel | u  unicorn |
| ch  chef | ch  Christmas | ir  girl | ue  statue | ue  glue | y  sunny | aw  saw | au  autumn |
| ow  window | oe  toe | wh  wheel | c  city | g  gem | ph  dolphin | ea  bread | ie  shield |
| tch  witch | are  bare | ear  pear | ore  core | ew  screw | ew  stew | | |

Level 5 Week 7 Additional Activities

Focus: **u_e** saying /yoo/ and /oo/ and **e_e** saying /ee/

The /oo/ Sound Family

| | |
|----|-----|
| oo | u_e |
|----|-----|

The /ee/ Sound Family

| | | |
|----|----|-----|
| ee | ea | e_e |
|----|----|-----|

2. Practise spelling the focus words.

| Look and Say | Look, Say and Write | Cover and Write | Check |
|--------------|---------------------|-----------------|-------|
| use | | | |
| cube | | | |
| fume | | | |
| tube | | | |
| these | | | |
| theme | | | |
| even | | | |
| complete | | | |
| what | | | |
| could | | | |