



Pupil Workbook

Level 5 Week 13

Name: _____

ew



stew

ew

ew _____

1. Read the common exception words.

Colour the parts of the words you find tricky.

because

different

2. Write the common exception words.

Which is the tricky part of the word? Why is it tricky? Colour the tricky part in a different colour. Write the word two more times.

asked

called

3. Read and match.

Read these words and draw a line to match them to the correct picture.
Add in sound buttons to help you.

news

newborn

dewdrops

stewpot



One of the words does not match a picture. Can you draw a picture to match the word?

How confident do you feel?




1. Read the sentences.

Tick the sentence that matches the picture.

The news reporter has a few pewter pots.


The news reporter has a big pot of stew.


The newborn has a few pewter pots.




2. Spell the words.

Look at the picture, say the word and write each word down.







Focus: **ew** saying /yoo/

u

u_e

ue

ew

3. Write the focus words.

few

new

due

stew

4. Read and match.

Read the clues and draw a line to match the clue to the correct picture.

I quiz a few different people and make notes of what they say with my new pen. I use my notes to make a newspaper.

Who am I?

I look after a few yew trees and I made a new pond in the garden. One day, I found a newt sitting in the dew.

Who am I?



How confident do you feel?



Focus: **ew** saying /oo/

oo

u_e

ue

ew



ew

ew

1. Read and match.



Read these words and draw a line to match them to the correct picture. Add in sound buttons to help you.

grew

brew

drew

screwdriver



2. Read the sentences.

Tick the sentence that matches the picture.

The shrew is hiding in the sewer.

The shrew is chewing on a cashew.

The boy drew a shrew with a crew cut.



oo

u_e

ue


ew

3. Spell the words.

Look at the picture, say the word and write each word down.







How confident do you feel?



Focus: **ew** saying /oo/

oo

u_e

ue

ew

1. Read the story.

Highlight all of the words that contain the /oo/ phoneme.

Lewis had a pet bluebird called June. One afternoon, June began to act a little foolish. First, she flew into Mum's bedroom, did a loop the loop and blew over some glue. Then, June began to swoop at a pooch named Prue, which made Prue scoot away. Next, she began to peck and chew on a prune that Lewis had on his spoon. Lewis could not get June because she flew round and round like a corkscrew.

"June, you are a very rude bluebird today!" he said. Soon, Lewis came up with a shrewd plan. He threw some cashew nuts into June's coop because they were her best treat. June flew to the cashews and Lewis shut the coop.

"It is time to cool off June," said Lewis in a soothing way, "and it is time for me to have a brew!"

2. Sort the words.

oo	u_e	ue	ew

How confident do you feel?



Level 5 Week 13 Lesson 5

Focus: **ew** saying /yoo/ and /oo/

The /yoo/ Sound Family

u

u_e

ue

ew

The /oo/ Sound Family

oo

u_e

ue

ew

1. Write the sentence your teacher says.

Think carefully about which graphemes to use to spell the words.

How confident do you feel?



Level 5 Week 13 Additional Activities

Focus: **ew** saying /yoo/ and /oo/

The /yoo/ Sound Family

u

u_e

ue

ew

The /oo/ Sound Family

oo







































u_e

ue

ew

1. Write your own silly sentence.

Use words containing the **ew** grapheme.

ay  pray	oy  boy	ie  tie	ea  leaf	a_e  cake	i_e  slide	o_e  bone	u_e  cube
u_e  flute	e_e  trapeze	ou  mouth	a  acorn	e  equal	i  lion	o  hotel	u  unicorn
ch  chef	ch  Christmas	ir  girl	ue  statue	ue  glue	y  sunny	aw  saw	au  autumn
ow  window	oe  toe	wh  wheel	c  city	g  gem	ph  dolphin	ea  bread	ie  shield
tch  witch	are  bare	ear  pear	ore  core	ew  screw	ew  stew		

Level 5 Week 13 Additional Activities

Focus: **ew** saying /yoo/ and /oo/

The /yoo/ Sound Family

u

u_e

ue

ew

The /oo/ Sound Family

oo

u_e

ue

ew

1. Practise spelling the focus words.

Look and Say	Look, Say and Write	Cover and Write	Check
few			
new			
dew			
stew			
blew			
chew			
grew			
drew			
asked			
called			