



Pupil Workbook

Level 5 Week 11

Name: _____



ir ir

ir _____

1. Read the common exception words.

Colour the parts of the words you find tricky.

work

house

2. Write the common exception words.

Which is the tricky part of the word? Why is it tricky? Colour the tricky part in a different colour. Write the word two more times.

love

your

Focus: **ir** saying /ur/

ur

er

ir

3. Read and match.


Read these words and draw a line to match them to the correct picture. Add in sound buttons to help you.

dirt

bird

fir

squirt



One of the words does not match a picture. Can you draw a picture to match the word?

How confident do you feel?



1. Read the sentences.

Tick the sentence that matches the picture.

The girl has put a red skirt on.

The little girl is twirling in her skirt.

The bird twirls around the little girl.



2. Spell the words.

Look at the picture, say the word and write each word down.

13



Focus: **ir** saying /ur/

3. Spell the common exception words.

Read each common exception word. Cover them and write them three more times underneath.

love

your

How confident do you feel?



1. Read the story.

Highlight all of the words that contain the /ur/ phoneme.

The twins got bikes for their birthday. Mum said they could take them for a ride but they had to return by the time it was dark. They rode next to the river and through the wood that was full of ferns and birch trees. They got to the church with the tower but it was getting late.

"We had better turn around!" said Kit. "I am faster than you, I will get home first."

Sam set off with a sudden burst of speed. She zipped past Kit in a blur. It was hard work and her legs hurt but she kept going all the way to the house. "I have such a thirst now, but I got home first!" said Sam.

2. Sort the words.

ur	er	ir

How confident do you feel?



1. Read the silly questions.

Answer by putting a circle around 'yes' or 'no'.

Can a shirt squirt water? yes no

Can a bird chirp in a fir tree? yes no

Can a girl surf in the sea? yes no

Is thirteen less than three? yes no

2. Write the focus words.

stir

first

girl

third

How confident do you feel?



1. Write the sentence your teacher says.







































Think carefully about which graphemes to use to spell the words.

How confident do you feel?



1. Write your own silly sentence.

Use words containing the **ir** grapheme.

ay  pray	oy  boy	ie  tie	ea  leaf	a_e  cake	i_e  slide	o_e  bone	u_e  cube
u_e  flute	e_e  trapeze	ou  mouth	a  acorn	e  equal	i  lion	o  hotel	u  unicorn
ch  chef	ch  Christmas	ir  girl	ue  statue	ue  glue	y  sunny	aw  saw	au  autumn
ow  window	oe  toe	wh  wheel	c  city	g  gem	ph  dolphin	ea  bread	ie  shield
tch  witch	are  bare	ear  pear	ore  core	ew  screw	ew  stew		

1. Practise spelling the focus words.

Look and Say	Look, Say and Write	Cover and Write	Check
stir			
girl			
bird			
shirt			
dirt			
third			
first			
thirteen			
love			
your			